



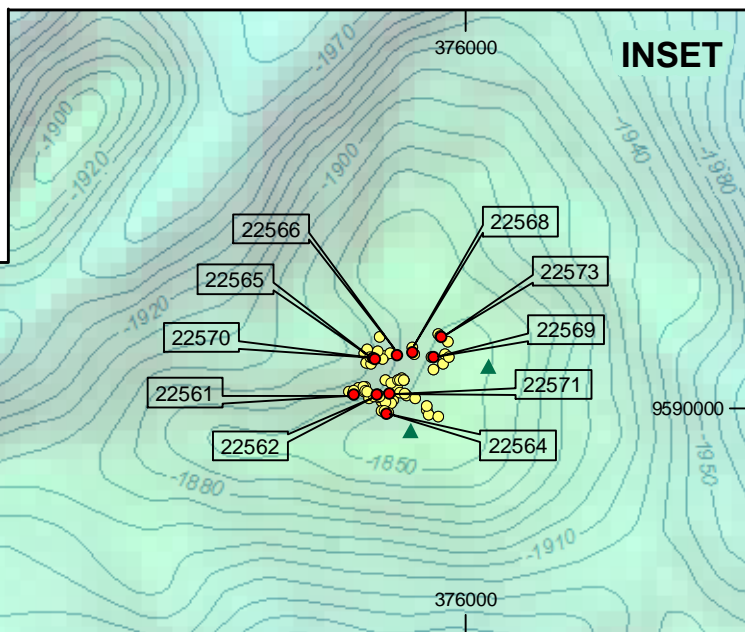
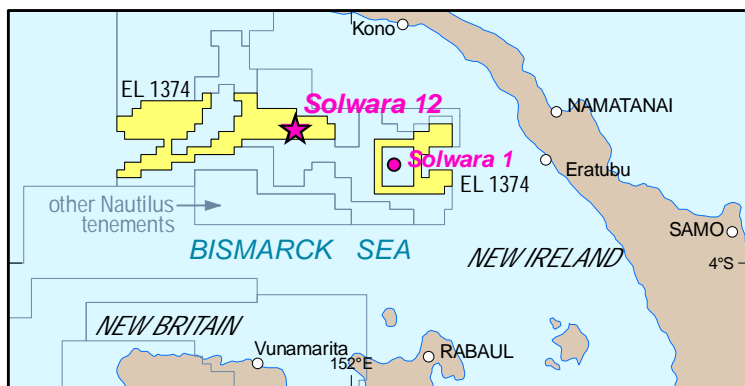
# Figure 2 PAPUA NEW GUINEA SOLWARA 12 SMS SYSTEM - ASSAY RESULTS

12 January 2010 © Nautilus Minerals

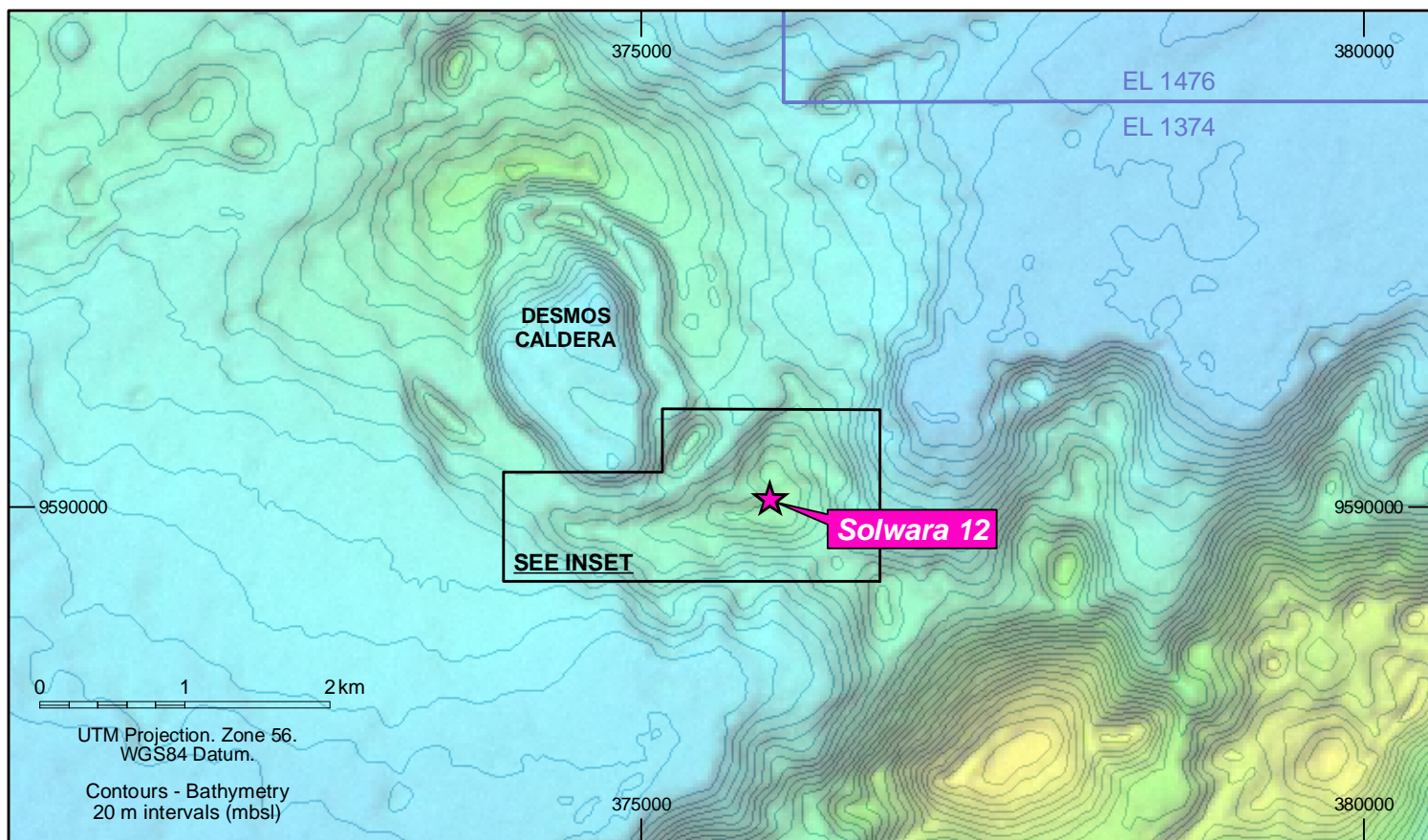
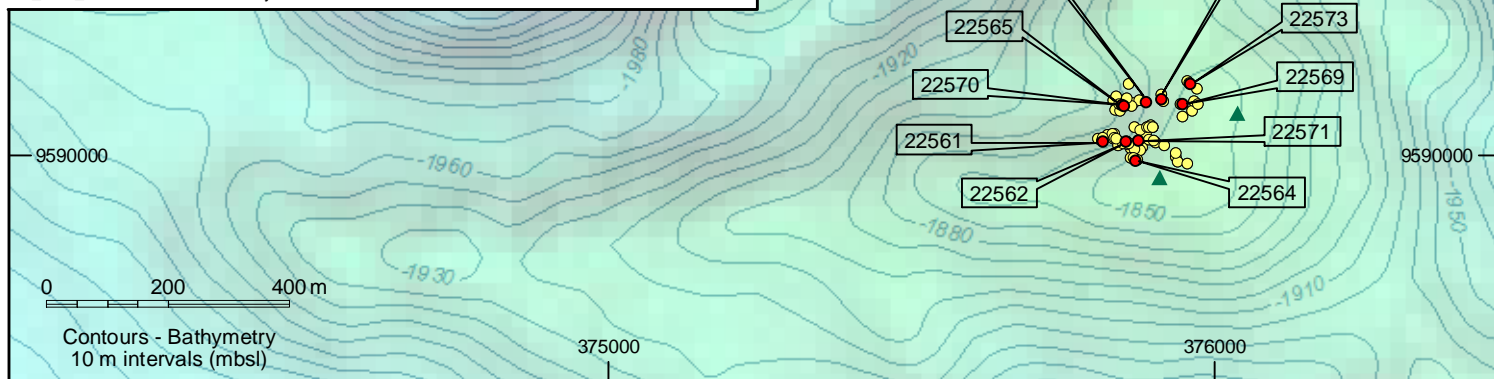
- ★ Fugro Solstice 2009 SMS System discovery
- Observed chimney or chimney talus
- ▲ Volcanic grab sample
- Sulphide grab sample

## ASSAY RESULTS (sulphide samples)

Sample No	Cu (%)	Zn (%)	Au (g/t)	Ag (g/t)
22561	0.006	52.000	<0.01	451
22562	0.101	22.900	0.63	538
22564	0.044	20.900	0.01	186
22565	21.800	3.420	16.20	313
22566	0.530	30.200	12.05	453
22568	0.512	36.100	39.70	458
22569	0.257	17.350	24.80	682
22570	13.400	14.500	3.70	271
22571	32.400	9.900	5.65	292
22573	0.932	18.900	34.20	601
<b>Average</b>	<b>6.998</b>	<b>22.617</b>	<b>13.69</b>	<b>425</b>



PR\_PNG\_Solwara12GeochemAssays.mxd



UTM Projection, Zone 56.  
WGS84 Datum.

Contours - Bathymetry  
20 m intervals (mbsl)